




Sublime Keyboard Shortcuts


layout & navigation:




SHIFT+ALT+1



SHIFT+ALT+8



SHIFT+ALT+2



SHIFT+ALT+5

CTRL+1 Focus Group 1

CTRL+2 Focus Group 2

SHIFT+CTRL+1 Move current file to group 1

SHIFT+CTRL+2 Move current file to group 2

CTRL+PAGEUP Next tab

CTRL+PAGEDOWN Previous tab

TAB Indent selection

SHIFT+TAB Unindent selection

CTRL+L Select entire line

CTRL+D Expand selection to word (repeat to select multiple occurrences of word)

CTRL+SHIFT+SPACE Expand selection to scope

CTRL+SHIFT+M Expand to brackets

CTRL+M jump to matching bracket

ALT+LEFT Move left by word

ALT+RIGHT Move right by word

ALT+UP Select line up

ALT+DOWN Select line down (arrow keys move selection)

sublime specific:

CTRL+P Show overlay (Fuzzy Find accepts ;, @ or # as optional prefix)

CTRL+ALT+P Select Project

CTRL+SHIFT+P Command Panel

CTRL+B Show/Hide Sidebar

CTRL+F Find in file

CTRL+SHIFT+F Find in files (**F4** jumps to next occurrence)

CTRL+H Find/Replace panel

CTRL+R Goto symbol

CTRL+G Goto line number

F6 Toggle spellcheck

SHIFT+F6 Next misspelling

text manipulation:

CTRL+SHIFT+UP Swap line up **CTRL+SHIFT+DOWN** Swap line down

CTRL+BACKSPACE Delete to beginning of word

CTRL+DELETE Delete to end of word

CTRL+J Join lines (joins with next line if nothing is selected)

CTRL+SHIFT+D Duplicate line

CTRL+/** Toggle comment

SHIFT+RIGHT MOUSE BUTTON (DRAG) Square selection

ALT+SHIFT+W Wrap selection in tag